




# CS-Studio PVTable and Autosave

Kay Kasemir


Oct. 2014



# EPICS Autosave

By Tim Mooney, APS/AOD/BCDA

1. “Bumpless Reboot”
2. Since 5.1, May 2013: “configMenu”  
Manually save/restore sets of PVs

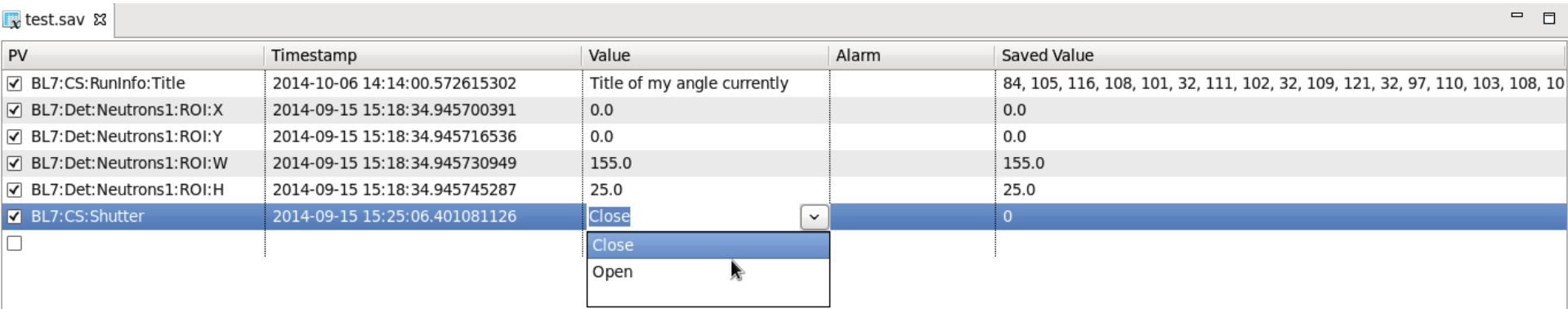


## CS-Studio PV Table

- Manually save/restore sets of PVs
  - With comparison
  - .. Partial restore



# CS-Studio PVTable Update



The screenshot shows a window titled 'test.sav' containing a table with the following columns: PV, Timestamp, Value, Alarm, and Saved Value. The table contains several rows, with the last row selected and a context menu open over it. The context menu has two options: 'Close' and 'Open'.

PV	Timestamp	Value	Alarm	Saved Value
<input checked="" type="checkbox"/> BL7:CS:RunInfo:Title	2014-10-06 14:14:00.572615302	Title of my angle currently		84, 105, 116, 108, 101, 32, 111, 102, 32, 109, 121, 32, 97, 110, 103, 108, 10
<input checked="" type="checkbox"/> BL7:Det:Neutrons1:ROI:X	2014-09-15 15:18:34.945700391	0.0		0.0
<input checked="" type="checkbox"/> BL7:Det:Neutrons1:ROI:Y	2014-09-15 15:18:34.945716536	0.0		0.0
<input checked="" type="checkbox"/> BL7:Det:Neutrons1:ROI:W	2014-09-15 15:18:34.945730949	155.0		155.0
<input checked="" type="checkbox"/> BL7:Det:Neutrons1:ROI:H	2014-09-15 15:18:34.945745287	25.0		25.0
<input checked="" type="checkbox"/> BL7:CS:Shutter	2014-09-15 15:25:06.401081126	Close		0
<input type="checkbox"/>				

- Load & Save \*.sav files
  - In addition to original \*.pvs format
- Supports array channels
  - BYTE array that contains only ASCII displayed as text
- Allows entering current value
  - Enums offered as list